

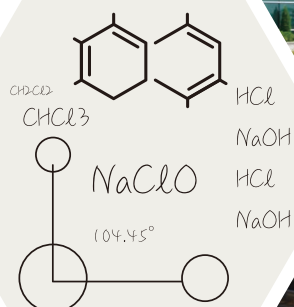
LEE & MAN CHEMICAL COMPANY LIMITED

理文化工有限公司

Stock Code 股份代號 : 746



Together We Grow



Content 目錄

CORPORATE INFORMATION	公司資料	2
INTERIM RESULTS	中期業績	4
– CONDENSED CONSOLIDATED STATEMENT OF PROFIT OR LOSS AND OTHER COMPREHENSIVE INCOME	– 簡明綜合損益及其他全面收益表	4
– CONDENSED CONSOLIDATED STATEMENT OF FINANCIAL POSITION	– 簡明綜合財務狀況表	5
– CONDENSED CONSOLIDATED STATEMENT OF CHANGES IN EQUITY	– 簡明綜合權益變動表	6
– CONDENSED CONSOLIDATED STATEMENT OF CASH FLOWS	– 簡明綜合現金流量表	7
– NOTES TO THE CONDENSED CONSOLIDATED FINANCIAL STATEMENTS	– 簡明綜合財務報表附註	8
– INTERIM DIVIDEND	– 中期股息	20
– CLOSURE OF REGISTER OF MEMBERS	– 暫停辦理股份過戶登記	20
BUSINESS REVIEW AND PROSPECTS	業務回顧及展望	21
MANAGEMENT DISCUSSION AND ANALYSIS	管理層討論及分析	22
OTHER INFORMATION	其他資料	24

Corporate Information

公司資料

BOARD OF DIRECTORS

Executive directors

Ms. Wai Siu Kee (*Chairman*)
Mr. Lee Man Yan (appointed as Chief Executive Officer
on 1 August 2014)
Mr. Yang Zuo Ning
Ms. Wong Yuet Ming

Independent non-executive directors

Mr. Wong Kai Tung, Tony
Mr. Wan Chi Keung, Aaron BBS JP
Mr. Heng Victor Ja Wei

COMPANY SECRETARY

Ms. Wong Yuet Ming

REGISTERED OFFICE

Cricket Square
Hutchins Drive
P.O. Box 2681
Grand Cayman, KY1-1111
Cayman Islands

PRINCIPAL OFFICE

8th Floor, Liven House
61-63 King Yip Street
Kwun Tong
Kowloon
Hong Kong

PRINCIPAL BANKERS

Hong Kong:

Hang Seng Bank Limited
The Hongkong and Shanghai Banking Corporation
Chiyu Bank Corporation Ltd.
Mizuho Bank Ltd., Hong Kong Branch
Australia and New Zealand Banking Group Ltd.
Citibank, N.A., Hong Kong Branch
DBS Bank (Hong Kong) Limited

In the PRC:

Bank of China Limited

董事會

執行董事

衛少琦女士(*主席*)
李文恩先生(委任為首席執行官於2014年8月1日)

楊作寧先生
王月明女士

獨立非執行董事

王啟東先生
尹志強先生BBS太平紳士
邢家維先生

公司秘書

王月明女士

註冊辦事處

Cricket Square
Hutchins Drive
P.O. Box 2681
Grand Cayman, KY1-1111
Cayman Islands

總辦事處

香港
九龍
觀塘
敬業街61-63號
利維大廈8樓

主要往來銀行

香港：

恒生銀行有限公司
香港上海滙豐銀行有限公司
集友銀行有限公司
瑞穗銀行，香港分行
澳新銀行
花旗銀行，香港分行
星展銀行(香港)有限公司

中國：

中國銀行有限公司

AUDITORS

Deloitte Touche Tohmatsu
Certified Public Accountants

PRINCIPAL SHARE REGISTRAR

Royal Bank of Canada Trust Company (Cayman) Limited
4th Floor, Royal Bank House
24 Shedden Road, George Town
Grand Cayman KY1-1110
Cayman Islands

HONG KONG BRANCH SHARE REGISTRAR

Tricor Secretaries Limited
Level 22, Hopewell Centre
183 Queen's Road East
Hong Kong

WEBSITE

<http://www.leeman.com.hk>

核數師

德勤•關黃陳方會計師行
執業會計師

主要股份過戶登記處

Royal Bank of Canada Trust Company (Cayman) Limited
4th Floor, Royal Bank House
24 Shedden Road, George Town
Grand Cayman KY1-1110
Cayman Islands

香港股份過戶登記分處

卓佳秘書商務有限公司
香港
皇后大道東183號
合和中心22樓

網址

<http://www.leeman.com.hk>

Interim Results

中期業績

The board of directors (the "Board") of Lee & Man Chemical Company Limited (the "Company") is pleased to announce the unaudited interim results of the Company and its subsidiaries (the "Group") for the six months ended 30 June 2014 together with comparative figures for the last corresponding period as follows:

理文化工有限公司(「本公司」)董事會欣然公布，本公司及其附屬公司(「本集團」)截至2014年6月30日止6個月之未經審核中期業績，連同去年同期比較數字如下：

CONDENSED CONSOLIDATED STATEMENT OF PROFIT OR LOSS AND OTHER COMPREHENSIVE INCOME

For the six months ended 30 June 2014

簡明綜合損益及其他全面收益表

截至2014年6月30日止6個月

		Six months ended 30 June	
		截至6月30日止6個月	
		2014	2013
		(Unaudited)	(Unaudited)
		(未經審核)	(未經審核)
		HK\$'000	HK\$'000
		千港元	千港元
	Notes 附註		
Revenue	3	733,073	588,809
Cost of sales		(476,364)	(418,614)
Gross profit		256,709	170,195
Other income	4	58,513	117,054
Selling and distribution costs		(32,244)	(26,798)
General and administrative expenses		(75,934)	(61,676)
Finance costs	5	(19,310)	(22,749)
Share of loss of joint ventures		(1,634)	–
Profit before taxation		186,100	176,026
Income tax expense	6	(34,627)	(25,871)
Profit for the period	7	151,473	150,155
Other comprehensive (expense) income:	其他全面(支出)收益：		
Items that will not be reclassified to profit or loss:	其後不會重新類至損益的項目：		
Exchange differences arising from translation	因換算而產生的匯兌差額	(22,494)	28,890
Net gain on hedging instruments in cash flow hedges	現金流對沖工具之收益	712	3,937
Other comprehensive (expense) income for the period	期內其他全面(支出)收益	(21,782)	32,827
Total comprehensive income for the period	期內全面收益總額	129,691	182,982
Earnings per share:	每股盈利：		
– Basic and diluted (HK cents)	– 基本及攤薄(港仙)	18.4	18.2

CONDENSED CONSOLIDATED STATEMENT OF FINANCIAL POSITION

At 30 June 2014

簡明綜合財務狀況表

於2014年6月30日

			30.06.2014 (Unaudited) (未經審核) HK\$'000 千港元	31.12.2013 (Audited) (經審核) HK\$'000 千港元
	<i>Notes</i> <i>附註</i>			
NON-CURRENT ASSETS		非流動資產		
Property, plant and equipment	10	物業、廠房及設備	2,551,553	2,251,570
Prepaid lease payments		預付租賃款項	80,739	82,109
Investment property		投資物業	49,572	48,470
Intangible assets		無形資產	5,625	6,282
Deposits paid for the acquisition of property, plant and equipment		購置物業、廠房及設備之已付訂金	210,071	178,326
Interests in joint ventures		合營運作之權益	25,531	27,338
Other deposit		其他訂金	2,025	2,038
Derivative financial instruments		衍生金融工具	–	360
Deferred tax asset		遞延稅項資產	25,937	26,372
			2,951,053	2,622,865
CURRENT ASSETS		流動資產		
Inventories	11	存貨	102,722	116,578
Prepaid lease payments		預付租賃款項	1,901	1,913
Trade and other receivables	12	應收貿易及其他款項	412,625	270,470
Loan to a joint venture		合營運作之貸款	87,228	83,353
Amount due from a joint venture		應收合營運作款項	15,826	15,927
Derivative financial instruments		衍生金融工具	3,653	2,024
Bank balances and cash		銀行結餘及現金	862,396	1,061,504
			1,486,351	1,551,769
CURRENT LIABILITIES		流動負債		
Trade and other payables	13	應付貿易及其他款項	352,457	327,799
Amounts due to a related company		應付關連公司款項	3,513	2,938
Taxation payable		應付稅項	26,624	38,289
Derivative financial instruments		衍生金融工具	878	502
Bank borrowings – due within 1 year		銀行借款 – 1年內到期	712,381	581,414
			1,095,853	950,942
NET CURRENT ASSETS		流動資產淨值	390,498	600,827
TOTAL ASSETS LESS CURRENT LIABILITIES		總資產減流動負債	3,341,551	3,223,692
NON-CURRENT LIABILITIES		非流動負債		
Bank borrowings – due after 1 year		銀行借款 – 1年後到期	1,137,641	1,090,273
Derivative financial instruments		衍生金融工具	1,361	2,811
			1,139,002	1,093,084
NET ASSETS		資產淨值	2,202,549	2,130,608
CAPITAL AND RESERVES		資本及儲備		
Share capital		股本	82,500	82,500
Reserves		儲備	2,120,049	2,048,108
			2,202,549	2,130,608

Interim Results

中期業績

CONDENSED CONSOLIDATED STATEMENT OF CHANGES IN EQUITY 簡明綜合權益變動表

For the six months ended 30 June 2014

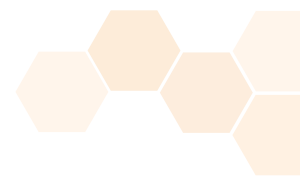
截至2014年6月30日止6個月

		Share capital	Share premium	Non-distributable reserve	Safety fund reserve	Translation reserve	Hedging reserve	Share options reserve	Special reserve	Accumulated profits	Total
		股本	股份溢價	不可分派儲備	安全基金儲備	匯兌儲備	對沖儲備	購股權儲備	特別儲備	累計溢利	合計
		HK\$'000	HK\$'000	HK\$'000	HK\$'000	HK\$'000	HK\$'000	HK\$'000	HK\$'000	HK\$'000	HK\$'000
		千港元	千港元	千港元	千港元	千港元	千港元	千港元	千港元	千港元	千港元
				(note i) (附註i)					(note ii) (附註ii)		
At 1 January 2013 (audited)	於2013年1月1日(經審核)	82,500	20,307	166,640	16,644	139,849	(7,466)	157,430	(97,362)	1,415,297	1,893,839
Profit for the period	期內溢利	-	-	-	-	-	-	-	-	150,155	150,155
Other comprehensive income for the period	期內其他全面收益	-	-	-	-	28,890	3,937	-	-	-	32,827
Total comprehensive income for the period	期內全面收益總額	-	-	-	-	28,890	3,937	-	-	150,155	182,982
Recognition of equity-settled share-based payments	確認以股本結算為基礎之付款	-	-	-	-	-	-	3,000	-	-	3,000
Dividend recognised as distribution	已確認分派之股息	-	-	-	-	-	-	-	-	(66,000)	(66,000)
Transfer to non-distributable reserve	轉入不可分派儲備	-	-	12,063	-	-	-	-	-	(12,063)	-
Utilisation of safety fund reserve	安全基金儲備的使用	-	-	-	(334)	-	-	-	-	-	(334)
At 30 June 2013 (unaudited)	於2013年6月30日(未經審核)	82,500	20,307	178,703	16,310	168,739	(3,529)	160,430	(97,362)	1,487,389	2,013,487
At 1 January 2014 (audited)	於2014年1月1日(經審核)	82,500	20,307	204,341	15,811	181,122	(2,952)	163,430	(97,362)	1,563,411	2,130,608
Profit for the period	期內溢利	-	-	-	-	-	-	-	-	151,473	151,473
Other comprehensive (expense) income for the period	期內其他全面(支出)收益	-	-	-	-	(22,494)	712	-	-	-	(21,782)
Total comprehensive (expense) income for the period	期內全面(支出)收益總額	-	-	-	-	(22,494)	712	-	-	151,473	129,691
Dividend recognised as distribution	已確認分派之股息	-	-	-	-	-	-	-	-	(57,750)	(57,750)
Transfer to non-distributable reserve	轉入不可分派儲備	-	-	20,441	-	-	-	-	-	(20,441)	-
At 30 June 2014 (unaudited)	於2014年6月30日(未經審核)	82,500	20,307	224,782	15,811	158,628	(2,240)	163,430	(97,362)	1,636,693	2,202,549

notes:

附註:

- According to the relevant laws in the People's Republic of China ("PRC"), wholly foreign-owned enterprises in the PRC are required to transfer at least 10% of their net profits after taxation, as determined under the PRC accounting regulations, to a non-distributable reserve fund until the reserve balance reaches 50% of their registered capital. The transfer to this reserve must be made before the distribution of a dividend to equity owners. The non-distributable reserve fund can be used to offset the previous years' losses, if any. The non-distributable reserve fund is non-distributable other than upon liquidation.
- The special reserve of the Group represents the difference between the nominal value of the share capital issued by the Company and the nominal value of the share capital of the subsidiaries acquired pursuant to a group reorganisation in December 2001.
- 根據中華人民共和國(「中國」)相關法律，在中國的外資企業須結轉最少10%除稅後溢利(根據中國會計規定釐定)至不可分派儲備，直至儲備結餘達到註冊資本50%。結轉該儲備必須在分派股息給股東前。不可分派儲備可用作抵銷過往年度虧損(如有)。除清盤外，不可分派儲備是不得分派。
- 本集團之特別儲備乃本公司透過2001年12月之集團重組所收購之附屬公司之股本面值與本公司已發行股本面值之差額。

**CONDENSED CONSOLIDATED STATEMENT OF CASH FLOWS**

For the six months ended 30 June 2014

簡明綜合現金流量表

截至2014年6月30日止6個月

		Six months ended 30 June	
		截至6月30日止6個月	
		2014	2013
		(Unaudited)	(Unaudited)
		(未經審核)	(未經審核)
		HK\$'000	HK\$'000
		千港元	千港元
NET CASH FROM OPERATING ACTIVITIES	經營業務所得現金淨額	99,942	239,055
INVESTING ACTIVITIES	投資活動		
Purchase of property, plant and equipment	購置物業、廠房及設備	(271,357)	(322,655)
Deposits paid for acquisition of property, plant and equipment	購置物業、廠房及設備之 已付訂金	(154,786)	(101,604)
Loan to a jointly venture	合營企業貸款	(3,875)	(14,350)
Payment for prepaid lease payments	預付租賃款項支出	-	(11,942)
Interest received	已收利息	21,084	32,707
Proceeds from disposal of property, plant and equipment	出售物業、廠房及 設備所得款項	303	27
Increase in other payable	其他款項增加	13,939	-
Net cash used in investing activities	投資活動所耗現金淨額	(394,692)	(417,817)
FINANCING ACTIVITIES	融資活動		
Bank borrowings raised	籌集銀行借款	475,316	408,500
Repayment of bank borrowings	償還銀行借款	(294,750)	(130,624)
Dividends paid	已付股息	(57,750)	(66,000)
Interest paid	已付利息	(16,761)	(20,311)
Settlement of derivative financial instruments under hedge accounting	衍生金融工具於對沖 會計法下結算	(2,549)	(2,438)
Net cash from financing activities	融資活動所得現金淨額	103,506	189,127
NET (DECREASE)INCREASE IN CASH AND CASH EQUIVALENTS	現金及等同現金項目(減少)增加 淨額	(191,244)	10,365
CASH AND CASH EQUIVALENTS AT BEGINNING OF THE PERIOD	於期初之現金及等同 現金項目	1,061,504	1,520,219
EFFECT OF CHANGES IN EXCHANGE RATES	匯率變動之影響	(7,864)	(17,123)
CASH AND CASH EQUIVALENTS AT END OF THE PERIOD	於期末之現金及等同 現金項目	862,396	1,513,461

Interim Results

中期業績

NOTES TO THE CONDENSED CONSOLIDATED FINANCIAL STATEMENTS

1. BASIS OF PRESENTATION

The condensed consolidated financial statements have been prepared in accordance with Hong Kong Accounting Standard 34 Interim Financial Reporting issued by the Hong Kong Institute of Certified Public Accountants (“HKICPA”) as well as with the applicable disclosure requirements of Appendix 16 to the Rules Governing the Listing of Securities on The Stock Exchange of Hong Kong Limited (the “Listing Rules”).

2. PRINCIPAL ACCOUNTING POLICIES

The condensed consolidated financial statements have been prepared on the historical cost basis except for derivative financial instruments that are measured at fair values.

Except as described below, the accounting policies and methods of computation used in the condensed consolidated financial statements for the six months ended 30 June 2014 are the same as those followed in the preparation of the Group’s financial statements for the year ended 31 December 2013.

In the current interim period, the Group has applied, for the first time, certain amendments to Hong Kong Financial Reporting Standards (“HKFRSs”) and Interpretations issued by the HKICPA that are mandatorily effective for the current interim period.

The application of the amendments to HKFRSs and Interpretations in the current interim period has had no material effect on the amounts reported and/or disclosures set out in these condensed consolidated financial statements.

3. SEGMENT INFORMATION

(a) Operating segments

Information reported to the Chairman of the Company, being the chief operation decision makers (“CODM”), for the purposes of resources allocation and assessment of segment performance focuses on types of goods sold.

The CODM regards the Chemical Business as the Group’s sole operating reportable segment and reviews the Group’s results and financial position as a whole for the purpose of performance measurement and resources allocation. Accordingly, no segment analysis is presented other than entity wide disclosure.

簡明綜合財務報表附註

1. 編製基準

本簡明綜合財務報表乃按照香港會計師公會(「香港會計師公會」)頒布之香港會計準則第34號中期財務報告，及香港聯合交易所有限公司證券上市規則(「上市規則」)附錄16所載之適用披露規定而編製。

2. 主要會計政策

本簡明綜合財務報表按歷史成本法編製，惟按公允值計量之衍生金融工具除外。

除下文所述，編製截至2014年6月30日止6個月之簡明綜合財務報表所採用的會計政策及計算方法，與本集團截至2013年12月31日止年度財務報表所採用者一致。

於本中期期間，本集團已首次採納由香港會計師公會頒布且已於本中期期間強制生效的香港財務報告準則(「香港財務報告準則」)及詮釋的若干修訂。

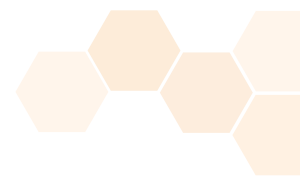
於本中期期間應用該等香港財務報告準則及詮釋的修訂對此等簡明綜合財務報表所呈報之金額及/或所載披露資料並無重大影響。

3. 分部資料

(a) 經營分部

銷售商品種類是作為呈報分部資料的劃分基礎，向本集團主席，作為主要營運決策人(「主要營運決策人」)呈報資料，以作出資源分配及評核分部表現。

本集團主要營運決策人以化工業務為本集團的唯一可報告分部，並檢討其整體財政狀況以作出資源分配及評核分部表現。因此，本集團並無編製任何分部資料分析。



3. SEGMENT INFORMATION (CONTINUED)

(b) Geographical information

The Group's operations are located in the PRC.

The Group's revenue from external customers by geographical location is detailed below:

		Revenue from external customers	
		來自外部客戶的收入	
		Six months ended 30 June	
		截至6月30日止6個月	
		2014	2013
		HK\$'000	HK\$'000
		千港元	千港元
PRC	中國	733,073	588,809

(c) Revenue from major products

The following is an analysis of the Group's revenue from its major products:

		Six months ended 30 June	
		截至6月30日止6個月	
		2014	2013
		HK\$'000	HK\$'000
		千港元	千港元
Chloromethane products	甲烷氯化物	342,974	224,964
Caustic soda	燒碱	272,245	278,817
Hydrogen peroxide	過氧化氫	62,585	62,994
Others	其他	55,269	22,034
		733,073	588,809

(d) Information about major customers

No customer contributed over 10% of the total sales of the group in both periods.

3. 分部資料(續)

(b) 地區資料

本集團業務位於中國。

本集團來自外部客戶之收入按地區劃分詳情如下：

		Revenue from external customers	
		來自外部客戶的收入	
		Six months ended 30 June	
		截至6月30日止6個月	
		2014	2013
		HK\$'000	HK\$'000
		千港元	千港元
PRC	中國	733,073	588,809

(c) 主要產品收入

集團主要產品收入分析如下：

		Six months ended 30 June	
		截至6月30日止6個月	
		2014	2013
		HK\$'000	HK\$'000
		千港元	千港元
Chloromethane products	甲烷氯化物	342,974	224,964
Caustic soda	燒碱	272,245	278,817
Hydrogen peroxide	過氧化氫	62,585	62,994
Others	其他	55,269	22,034
		733,073	588,809

(d) 關於主要客戶資料

兩個期間均無化工產品銷售客戶的相應收入超過本集團總銷售額的10%。

Interim Results

中期業績

4. OTHER INCOME

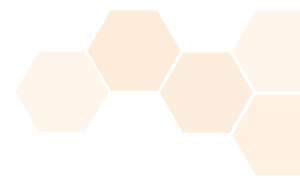
4. 其他收入

		Six months ended 30 June 截至6月30日止6個月	
		2014 HK\$'000 千港元	2013 HK\$'000 千港元
Bank interest income	銀行利息收入	21,084	32,707
Government grant	政府補貼	20,477	25,653
Exchange gain	匯兌收益	-	38,778
Net gain from fair value changes on derivative financial instruments	衍生金融工具於公平值變動 之淨收益	7,033	8,495
Others	其他	9,919	11,421
		58,513	117,054

5. FINANCE COSTS

5. 融資成本

		Six months ended 30 June 截至6月30日止6個月	
		2014 HK\$'000 千港元	2013 HK\$'000 千港元
Interest on bank borrowings wholly repayable within five years	利息支出—須於五年內全部償還 之銀行借款	16,761	20,311
Net adjustment on interest rate swaps designated as cash flow hedges of floating rate debt	作浮息借款現金流對沖的利息掉期 合約之調整淨額	2,549	2,438
		19,310	22,749



6. INCOME TAX EXPENSE

6. 所得稅支出

		Six months ended 30 June	
		截至6月30日止6個月	
		2014	2013
		HK\$'000	HK\$'000
		千港元	千港元
<hr/>			
The charge comprises:	支出包括：		
Current tax:	本期稅項：		
PRC Enterprise Income Tax ("EIT")	中國企業所得稅	34,358	38,504
Deferred tax:	遞延稅項：		
Current period	本期間	269	(12,633)
		<hr/> 34,627	<hr/> 25,871

The Group's major business is in the PRC. Under the Law of the PRC on EIT and its Implementation Regulation, the tax rate of the PRC subsidiaries is 25%.

Pursuant to the relevant laws and regulations in the PRC, Jiangsu Lee & Man Chemical Limited ("Jiangsu Lee & Man") is exempted from PRC EIT for two years starting from 2008, followed by a 50% reduction for the next three years. These tax holidays and concessions expired in 2012. For the calendar year of 2014, Jiangsu Lee & Man was entitled to a reduced EIT rate of 15% as it has been qualified as a High and New-Tech Enterprise.

No provision for Hong Kong Profits Tax is made for both periods since there is no assessable profit for both periods.

本集團的主要業務位於中國。根據中國企業所得稅法及企業所得稅法實施條例，中國附屬公司之稅率為25%。

根據中國相關法律及條例，江蘇理文化工有限公司(「江蘇理文」)自2008年起豁免兩年中國企業所得稅，而隨後三年則享有減半稅優惠。此稅務優惠待遇將有效至2012年止。此外，由於江蘇理文獲得高新技術企業資格，因此享有企業所得稅優惠稅率15%。

由於並無應評稅利潤，故兩個期間均無提撥香港利得稅。

Interim Results

中期業績

7. PROFIT FOR THE PERIOD

7. 期內溢利

		Six months ended 30 June 截至6月30日止6個月	
		2014 HK\$'000 千港元	2013 HK\$'000 千港元
Profit for the period has been arrived at after charging:	期內溢利已扣除：		
Directors' emoluments	董事薪酬	4,435	4,509
Share based performance related incentive	以股份為基礎之表現獎金	-	3,000
Other staff costs	其他職員成本	45,011	36,998
Retirement benefit schemes contributions (excluding directors)	退休福利計劃供款(董事除外)	3,458	1,962
Total staff costs	員工成本總額	52,904	46,469
Amortisation of prepaid lease payments	預付租賃款項攤銷	855	867
Amortisation of intangible assets	無形資產攤銷	620	609
Cost of inventories recognised as expenses	已確認為支出的存貨成本	476,364	418,614
Depreciation of property, plant and equipment	物業、廠房及設備之折舊	76,233	57,288
Research and development costs (included in general and administrative expenses)	研發費用(包括在行政費用內)	26,485	16,268

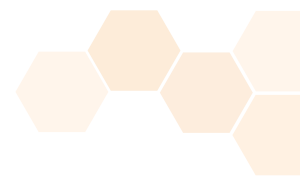
8. DIVIDENDS

8. 股息

		Six months ended 30 June 截至6月30日止6個月	
		2014 HK\$'000 千港元	2013 HK\$'000 千港元
Final dividend paid during the period: 2013 final dividend HK7.0 cents per share (2012: HK8.0 cents)	期內已派付之末期股息： 2013年末期股息每股7.0港仙 (2012：8.0港仙)	57,750	66,000
Interim dividend declared subsequent to period end: 2014 interim dividend HK7.0 cents per share (2013: HK7.0 cents)	期後已宣派之中期股息： 2014年中期股息每股7.0港仙 (2013：7.0港仙)	57,750	57,750

The Board has declared that an interim dividend of HK7.0 cents (2013: HK7.0 cents) per share for the six months ended 30 June 2014 to shareholders whose names appear in the Register of Members on 19 August 2014.

董事會議決宣派截至2014年6月30日止6個月之中期股息每股7.0港仙(2013：7.0港仙)予於2014年8月19日名列股東名冊內之股東。



9. EARNINGS PER SHARE

The calculation of the basic and diluted earnings per share from attributable to the owners of the Company is based on the following data:

9. 每股盈利

就應佔股東溢利所計算的每股基本及攤薄盈利乃按下列數據釐定：

		Six months ended 30 June	
		截至6月30日止6個月	
		2014	2013
		HK\$'000	HK\$'000
		千港元	千港元
Earnings for the purpose of basic and diluted earnings per share	用以計算每股基本及攤薄盈利之盈利	<u>151,473</u>	<u>150,155</u>
		Number of shares	Number of shares
		股份數量	股份數量
Weighted average number of ordinary shares for the purpose of basic and diluted earnings per share	用以計算每股基本及攤薄盈利的普通股加權平均數	<u>825,000,000</u>	<u>825,000,000</u>

The presentation of diluted earnings per share for both periods did not assume the exercise of the Company's share options because the exercise price of those options was higher than the average market price for shares in both periods.

由於兩個期間該等購股權之行使價超出股份平均市價，故呈列兩個期間每股攤薄盈利時並無假設本公司購股權獲行使。

10. ADDITIONS TO PROPERTY, PLANT AND EQUIPMENT

During the period, the Group spent approximately HK\$393 million (2013: HK\$323 million) on property, plant and equipment to expand its operation.

10. 添置物業、廠房及設備

期內，本集團就物業、廠房及設備耗資約3.93億港元(2013：3.23億港元)，以擴展集團業務。

Interim Results

中期業績

11. INVENTORIES

		At 於 30.06.2014 HK\$'000 千港元	At 於 31.12.2013 HK\$'000 千港元
Raw materials and consumables	原材料及耗用品	77,381	91,808
Work in progress	在制品	5,370	8,790
Finished goods	制成品	19,971	15,980
		102,722	116,578

12. TRADE AND OTHER RECEIVABLES

The Group generally allows its trade customers an average credit period ranged from 7 to 60 days.

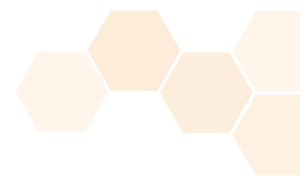
Included in the balance are trade and bills receivables of approximately HK\$112,844,000 (31.12.2013: HK\$105,723,000). The aged analysis of trade and bills receivables based on the invoice date at the end of the reporting period is as follows:

11. 存貨

本集團一般給予貿易客戶之除賬期平均為7至60天。

應收貿易及其他款項包括應收賬款及票據約112,844,000港元(31.12.2013: 105,723,000港元)，應收賬款及票據於結算日按發票日期之賬齡分析如下：

		At 於 30.06.2014 HK\$'000 千港元	At 於 31.12.2013 HK\$'000 千港元
Not exceeding 30 days	不超過30天	95,218	98,161
31 to 60 days	31至60天	14,209	5,202
61 to 90 days	61至90天	1,278	1,723
91 to 120 days	91至120天	2,139	637
		112,844	105,723
Prepayment, deposits and other receivables	預付款、訂金及其他應收款	163,160	61,293
Value-added tax receivables	應收增值稅項	136,621	103,454
		412,625	270,470



13. TRADE AND OTHER PAYABLES

Trade and other payables principally comprise amounts outstanding for trade purchases and ongoing costs. The average credit period obtained for trade purchases is 7 to 45 days.

Included in trade and other payables are trade and bills payables of approximately HK\$65,460,000 (31.12.2013: HK\$73,862,000). The aged analysis of trade and bills payables based on the invoice date at the end of the reporting period is as follows:

13. 應付貿易及其他款項

應付貿易及其他款項主要包括貿易購貨及持續開支成本之未付額。貿易購貨之平均賒賬期為7至45天。

應付貿易及其他款項包括應付賬款及票據約65,460,000港元(31.12.2013: 73,862,000港元)。應付賬款及票據於結算日按發票日期之賬齡分析如下:

		At 於 30.06.2014 HK\$'000 千港元	At 於 31.12.2013 HK\$'000 千港元
Not exceeding 30 days	不超過30天	43,104	51,522
31 to 60 days	31至60天	7,749	9,050
61 to 90 days	61至90天	2,889	2,219
Over 90 days	90天以上	11,718	11,071
		65,460	73,862
Receipt in advance	預收款	34,625	19,887
Construction payable	應付工程款	183,235	169,296
Other payables and accruals	其他應付款和預提費用	69,137	64,754
		352,457	327,799

Interim Results

中期業績

14. SHARE CAPITAL

14. 股本

		Number of ordinary shares 普通股份數目	Amount 金額 HK\$'000 千港元
Ordinary shares of HK\$0.1 each:	每股面值0.1港元之普通股：		
Authorised:	法定：		
At 1 January 2013, 30 June 2013, 1 January 2014 and 30 June 2014	於2013年1月1日、2013年 6月30日、2014年1月1日 及2014年6月30日	5,000,000,000	500,000
Issued and fully paid:	發行及繳足：		
At 1 January 2013, 30 June 2013, 1 January 2014 and 30 June 2014	於2013年1月1日、2013年 6月30日、2014年1月1日 及2014年6月30日	825,000,000	82,500

15. CAPITAL COMMITMENTS

15. 資本承擔

		At 於 30.06.2014 HK\$'000 千港元	At 於 31.12.2013 HK\$'000 千港元
Capital expenditure contracted for but not provided in the condensed consolidated financial statements in respect of:	已訂約但未於簡明綜合財務報表中 撥備之資本性支出：		
– the acquisition of property, plant and equipment	– 購置物業、廠房及設備	407,875	557,620
– the acquisition of land use right	– 購入土地使用權	8,114	41,128

16. CONNECTED AND RELATED PARTY TRANSACTIONS

The Group had significant transactions with related parties, some of which are also deemed to be connected persons pursuant to the Listing Rules, during the period as follows:

16. 關連交易

本集團與相關各方，當中包括根據上市規則同時被界定為關連人士於期內所進行之重大交易如下：

Name of party 關連方名稱	Relationship 關係	Nature of transactions 交易性質	Six months ended 30 June 截至6月30日止6個月	
			2014 HK\$'000 千港元	2013 HK\$'000 千港元
Connected parties 關聯人士				
Lee & Man Paper Manufacturing Co. Ltd 理文造紙有限公司	A company beneficially owned and controlled by Mr Lee Wan Keung 由李運強先生實益擁有及控 制之公司	Electricity & steam services fees paid 已付發電及蒸氣服務費	38,033	37,911
		Sales of chemical industrial products 銷售化工工業產品	5,770	2,236
		Rental expense paid 已付租金	966	989
		Electricity & steam services fee received 已收發電及蒸氣服務費	17,503	1,424

17. FAIR VALUE MEASUREMENTS OF FINANCIAL INSTRUMENTS**Fair value of the Group's financial assets and financial liabilities that are measured at fair value on a recurring basis**

Some of the Group's financial assets and financial liabilities are measured at fair value at the end of each reporting period. The following table gives information about how the fair values of these financial assets and financial liabilities are determined (in particular, the valuation technique(s) and inputs used), as well as the level of the fair value hierarchy into which the fair value measurements are categorised (levels 1 to 3) based on the degree to which the inputs to the fair value measurements is observable.

- Level 1 fair value measurements are those derived from quoted prices (unadjusted) in active market for identical assets and liabilities.
- Level 2 fair value measurements are those derived from inputs other than quoted prices included within Level 1 that are observable for the asset or liability, either directly (i.e. as prices) or indirectly (i.e. derived from prices).

17. 金融工具之公平值計量**按經常基準計量其公平值之集團金融資產及金融負債**

於報告期末，部份集團金融資產及金融負債乃按公平值計算。下表提供如何釐定這些金融資產及金融負債之公平值的資料(特別是所使用的估值技術及輸入數據)，以及按輸入數據可被觀察的程度，如何將公平值計量分類至公平值級別的資料(第一級至第三級)。

- 第一級公平值計量為該等根據同類資產或負債於活躍市場之報價(未經調整)得出結果。
- 第二級公平值計量為該等根據第一級內所報價格以外，就資產或負債可觀察得出之輸入數據而得出之結果，不論為直接觀察得出(即價格)或間接觀察得出(即自價格衍生)。

Interim Results

中期業績

17. FAIR VALUE MEASUREMENTS OF FINANCIAL INSTRUMENTS (CONTINUED)

- Level 3 fair value measurements are those derived from valuation techniques that include inputs for the asset or liability that are not based on observable market data (unobservable inputs).

17. 金融工具之公平值計量(續)

- 第三級公平值計量為該等使用估值技術得出之結果，估值技術包括並非根據可觀察市場數據得出之資產及負債輸入數據(不可觀察之輸入數據)。

Financial assets/ financial liabilities	Fair value as at		Fair value hierarchy	Valuation technique(s) and key input(s)	Significant unobservable input(s)	Relationship of unobservable input(s) to fair value
	30.06.2014 HK\$'000 千港元	31.12.2013 HK\$'000 千港元				
金融資產/金融負債	公平值於	公平值級別		估值技術及 重要輸入數據	不可觀察之 重大輸入數據	不可觀察之 輸入數據與 公平值的關係
1) Interest rate swap contracts classified as derivative financial instruments in the condensed consolidated statement of financial position.	Liabilities – 2,239	Assets – 360 Liabilities – 3,313	Level 2	Discounted cash flow Future cash flows are estimated based on forward interest rates (from observable yield curves at the end of the reporting period) and contracted interest rates, discounted at a rate that reflects the credit risk of various counterparties.	N/A	N/A
在簡明綜合財務狀況表中被分類為衍生金融工具的利率掉期合約。	負債 – 2,239	資產 – 360 負債 – 3,313	第二級	貼現現金流 根據遠期利率(於報告期末可觀察的收益率曲線)及已訂約的利率來估計未來現金流，並採用一個能夠反映各對手信貸風險的比率將之貼現。	不適用	不適用

17. FAIR VALUE MEASUREMENTS OF FINANCIAL INSTRUMENTS (CONTINUED)

17. 金融工具之公平值計量(續)

Financial assets/ financial liabilities	Fair value as at		Fair value hierarchy	Valuation technique(s) and key input(s)	Significant unobservable input(s)	Relationship of unobservable input(s) to fair value
金融資產/金融負債	公平值於		公平值級別	估值技術及 重要輸入數據	不可觀察之 重大輸入數據	不可觀察之 輸入數據與 公平值的關係
	30.06.2014	31.12.2013				
	HK\$'000	HK\$'000				
	千港元	千港元				
2) Foreign currency forward contracts classified as derivative financial instruments in the condensed consolidated statement of financial position.	Assets - 3,653	Assets - 2,024	Level 2	Discounted cash flow Future cash flows are estimated based on forward exchange rates (from observable forward exchange rates at the end of the reporting period) and contracted forward rates, discounted at a rate that reflects the credit risk of various counterparties.	N/A	N/A
在簡明綜合財務狀況表中被分類為衍生金融工具的外匯遠期合約。	資產 - 3,653	資產 - 2,024	第二級	貼現現金流 根據遠期外幣兌換率(於報告期末可觀察的遠期外幣兌換率)及已訂約的遠期比率來估計未來現金流，並採用一個能夠反映各對手信貸風險的比率將之貼現。	不適用	不適用

There were no transfers between 3 levels in both periods.

The directors of the Company consider that the carrying amounts of financial assets and financial liabilities recognised in the condensed consolidated financial statements approximate their fair values.

18. REVIEW OF INTERIM ACCOUNTS

The condensed consolidated interim financial statements are unaudited, but have been reviewed by the Audit Committee.

於兩個期間內，三個級別間並無轉讓。

本集團董事認為，於簡明綜合財務報表內確認之金融資產及金融負債的賬面值與其公平值相若。

18. 審閱中期賬目

本簡明綜合中期財務報表乃未經審核，但已由審核委員會審閱。

Interim Results

中期業績

INTERIM DIVIDEND

The Board has declared an interim dividend of HK7.0 cents per share for the six months ended 30 June 2014 to shareholders whose names appear on the Register of Members on 19 August 2014. It is expected that the interim dividend will be paid around 27 August 2014.

CLOSURE OF REGISTER OF MEMBERS

The Register of Members of the Company will be closed from 15 August 2014 to 19 August 2014, both days inclusive, during which period no transfer of shares in the Company can be registered. In order to qualify for the interim dividend, all transfers accompanied by the relevant share certificates must be lodged with the Company's Branch Share Registrars, Tricor Secretaries Limited, at Level 22, Hopewell Centre, 183 Queen's Road East, Hong Kong, for registration no later than 4:00 p.m. on 14 August 2014.

中期股息

董事會議決宣派截至2014年6月30日止6個月之中期股息每股7.0港仙予於2014年8月19日名列股東名冊內之股東。預期中期股息將於2014年8月27日派發。

暫停辦理股份過戶登記

本公司將於2014年8月15日至2014年8月19日(首尾兩天包括在內)暫停辦理股份過戶登記手續。為符合獲派中期股息之資格，所有過戶文件連同有關股票最遲須於2014年8月14日下午4時前送達本公司位於香港皇后大道東183號合和中心22樓之股份過戶登記分處卓佳秘書商務有限公司，以辦理登記手續。

Business Review and Prospects

業務回顧及展望

BUSINESS REVIEW

For the six months ended 30 June 2014, the Group recorded a revenue of approximately HK\$733 million, increased by 24.5% compared to the last corresponding period; and a net profit for the period of approximately HK\$151 million, representing a rise of 0.9% above the same period last year.

As the growth of the economy in the PRC became stable, the selling prices of the Group's products had rebounded from the bottom in the first half. The main products selling price rose significantly during the period. As compared to the last corresponding period, the average selling price per ton of methylene chloride and chloroform, increased by approximately 38.2% and 58.1% respectively while the selling price per ton of the by-product of caustic soda remained stable. In addition, the average purchase costs of raw materials, mainly including industrial crude salt and methanol, was generally stable.

As affected by the above factors, gross profit margin of the Group for the six month ended 30 June 2014 increased substantially from 28.9% of the last corresponding period to 35.0%; while the net profit recorded a slight growth, due to the exchange loss arising from the depreciation of RMB, which partially offset the growth of the gross profit.

PROSPECTS

For the year, the key business focus of the Group is to complete the construction of a new plant in Jiangxi for the development of the fluorochemical products. As at 30 June 2014, approximately RMB1.6 billion of capital expenditure was incurred by the Group. The plant is expected to operate in full-scale and generate profit to the Group in the second half.

The project is financed by internal funds and bank borrowings. As at 30 June 2014, the Group maintained bank balances and cash of approximately HK\$862 million. The Group has sufficient cash and available banking facilities to meet its future capital expenditure and working capital requirements.

As always, our management team will leverage on our internal technical innovation and scientific research and development in a pragmatic and aggressive approach and continue its persistent efforts to make great strides in the business development of the Group and deliver fruitful rewards to the shareholders.

業務回顧

截至2014年6月30日止6個月，本集團錄得總營業額約7.33億港元，較去年同期上升24.5%，而期內溢利約1.51億港元，較去年同期上升0.9%。

隨著國內經濟漸趨穩定，集團產品售價於上半年逐漸走出谷底，主產品售價於期內顯著回升，與去年同期比較，二氯甲烷及三氯甲烷於上半年的平均每噸售價分別上升約38.2%及58.1%；而副產品燒碱的售價則保持穩定；此外，原材料(主要包括工業原鹽及甲醇)之平均採購成本亦大致平穩。

受上述因素影響，截至2014年6月30日止6個月，集團毛利率由去年同期的28.9%顯著上升至35.0%；但由於期內人民幣匯率下跌而產生匯兌虧損，抵銷了毛利的增長，使期內溢利只錄得輕微升幅。

展望

今年集團業務重點是完成江西新廠房的建設，並全力發展氟化工產品，截止2014年6月30日，集團已投放約16億人民幣之資本開支。預期於下半年將全面正式投產並對集團利潤作出貢獻。

該項目資金是由內部資金及銀行借款組成。於2014年6月30日本集團銀行結餘及現金約8.62億港元。本集團已具備充裕的現金及可供動用的銀行備用額，以應付集團未來的資本性開支及營運資金的需要。

一如既往，管理層努力不懈，以務實進取的方向，並結合內部技術創新及科研開發，加速本集團實現跨越式發展，為股東帶來可觀的回報。

Management Discussion and Analysis

管理層討論及分析

RESULTS OF OPERATION

Revenue and net profit attributable to owners of the Group for the six months ended 30 June 2014 was HK\$733 million and HK\$151 million respectively, representing an increase of 24.5% and 0.9%, as compared to HK\$589 million and HK\$150 million respectively for the last corresponding period. The basic earnings per share was HK18.4 cents for the six months ended 30 June 2014 and HK18.2 cents for the last corresponding period.

Revenue

For the six months ended 30 June 2014, the Group recorded a revenue of approximately HK\$733 million, increased by 24.5% over the last corresponding period. The main products selling price rose significantly during the period, resulting in an increase in revenue for the period. As compared to the last corresponding period, the average selling price per ton of our main chemical products, namely methylene chloride and chloroform, increased sharply by approximately 38.2% and 58.1% respectively during the first half of the year while the by-product of caustic soda price per ton remained stable.

Selling and distribution expenses

Selling and distribution expenses incurred for the six months ended 30 June 2014 was HK\$32.2 million, representing an increase by 20.3% as compared to HK\$26.8 million for the last corresponding period. Such increase was attributable to the extension of sales network to Guangdong Province for Jiangsu plant and newly setup of sales team for Jiangxi plant.

General and administrative expenses

General and administrative expenses incurred for the six months ended 30 June 2014 was HK\$75.9 million, which increased by HK\$14.2 million as compared to HK\$61.7 million for the last corresponding period. The expenses for current period included research and development cost of HK\$26.5 million (2013: HK\$16.3 million) and depreciation of HK\$76.2 million (2013: HK\$57.3 million).

Finance costs

The interest expenses incurred for the six months ended 30 June 2014 was HK\$19.3 million, which decreased by HK\$3.4 million as compared to HK\$22.7 million for the last corresponding period. Interest expenses decreased was mainly due to the lower of interest rate during the period. As at 30 June 2014, the total bank borrowings was HK\$1.85 billion (31.12.2013: HK\$1.67 billion). The Group has sufficient cash, as at 30 June 2014, the Group maintained bank balances and cash of approximately HK\$862 million (31.12.2013: HK\$1.06 billion) which enables the Group to meet its future capital expenditure and working capital requirements.

經營業績

截至2014年6月30日止6個月，本集團收入及期內本公司擁有人應佔溢利分別為7.33億港元及1.51億港元，較去年同期的5.89億港元及1.50億港元，分別上升24.5%及0.9%。截至2014年6月30日止6個月，每股基本盈利為18.4港仙而去年同期為18.2港仙。

收入

截至2014年6月30日止6個月，本集團錄得總營業額約7.33億港元，較去年同期上升24.5%。主產品售價於期內顯著回升，以致本期收入亦隨之增加。與去年同期比較，集團主產品二氯甲烷及三氯甲烷於上半年的平均每噸售價分別上升約38.2%及58.1%；而副產品燒鹼的平均每噸售價則保持穩定。

銷售及分銷費用

銷售及分銷費用截至2014年6月30日止6個月為3,220萬港元，較去年同期的2,680萬港元，上升20.3%。該上升是由於江蘇廠擴大銷售網至廣東省及江西廠新設立銷售團隊。

行政費用

行政費用截至2014年6月30日止6個月為7,590萬港元，與去年同期6,170萬港元比較，上升1,420萬港元。期內費用包括研發經費2,650萬港元(2013: 1,630萬港元)及折舊7,620萬港元(2013: 5,730萬港元)。

融資成本

利息支出截至2014年6月30日止6個月為1,930萬港元，與去年同期2,270萬港元比較，減少340萬港元。利息支出減少，主要由於期內利率減低。於2014年6月30日銀行借款總額為18.5億港元(31.12.2013: 16.7億港元)。本集團有充裕資金，於2014年6月30日本集團銀行現金結餘為8.62億港元(31.12.2013: 10.6億港元)，足以應付集團未來資本性開支及營運資金需要。

LIQUIDITY, FINANCIAL RESOURCES AND CAPITAL STRUCTURE

The total shareholders' equity of the Group as at 30 June 2014 was approximately HK\$2,203 million (31.12.2013: HK\$2,131 million). As at 30 June 2014, the Group had current assets of approximately HK\$1,486 million (31.12.2013: HK\$1,552 million) and current liabilities of approximately HK\$1,096 million (31.12.2013: HK\$951 million). The current ratio decreased from 1.6 as at 31 December 2013 to 1.4 as at 30 June 2014.

The Group generally finances its operations with internally generated cash flow and credit facilities provided by its principal bankers in Hong Kong and the PRC. As at 30 June 2014, the Group had outstanding bank borrowings of approximately HK\$1,850 million (31.12.2013: HK\$1,672 million). These bank loans were secured by corporate guarantees provided by the Company and its subsidiaries. As at 30 June 2014, the Group maintained bank balances and cash of approximately HK\$862 million (31.12.2013: HK\$1,062 million). The Group's net debt-to-equity ratio (total bank borrowings net of cash and cash equivalents over shareholders' equity) was 45% as at 30 June 2014 (31.12.2013: 28%).

The Group's liquidity position remains strong and the Group has sufficient cash and available banking facilities to meet its commitments, working capital requirements and future investments for expansion.

CAPITAL COMMITMENTS

As at 30 June 2014, the Group had capital expenditure contracted for but not provided in the consolidated financial statements in respect of the acquisition of property, plant and equipment and acquisition of land use rights in amount of approximately HK\$416 million.

EMPLOYEES

As at 30 June 2014, the Group had a workforce of around 1,400 people. Salaries of employees are maintained at competitive level and are reviewed annually, with close reference to the relevant labour market and economic situation. The Group also provides internal training to staff and provides bonuses based upon staff performance and profits of the Group. The Group has not experienced any significant problems with its employees or disruption to its operations due to labour disputes nor has it experienced any difficulty in the recruitment and retention of experienced staff. The Group maintains a good relationship with its employees.

流動資金、財務資源及資本結構

於2014年6月30日，本集團的股東資金總額約22.03億港元(31.12.2013：21.31億港元)、流動資產約14.86億港元(31.12.2013：15.52億港元)及流動負債約10.96億港元(31.12.2013：9.51億港元)。流動比率由2013年12月31日的1.6下降至2014年6月30日的1.4。

本集團一般以內部產生的現金流量，以及中港兩地主要往來銀行提供的信貸備用額作為業務的營運資金。於2014年6月30日，本集團的未償還銀行借貸約18.50億港元(31.12.2013：16.72億港元)。該等銀行貸款由本公司及其若干附屬公司提供的公司擔保作為抵押。於2014年6月30日本集團銀行結餘及現金約8.62億港元(31.12.2013：10.62億港元)。本集團的淨資本負債比率(銀行借款總額減現金及現金等價物除以股東權益)於2014年6月30日為45%(31.12.2013:28%)。

本集團保持著強勁的流動資金並具備充裕的現金及可供動用的銀行備用額，以應付集團的資本承擔，營運資金需要及未來的投資發展。

資本承擔

於2014年6月30日，本集團已訂約但未於綜合財務報表撥備之資本性支出，用作購置物業、廠房及設備以及購入土地使用權之數額約4.16億港元。

僱員

於2014年6月30日，本集團有約1,400名員工。僱員薪酬維持於具競爭力水平，並會每年評估，且密切留意有關勞工市場及經濟市場趨勢。本集團亦為僱員提供內部培訓，並按員工表現及本集團盈利發放花紅。本集團並無遭遇任何重大僱員問題，亦未曾因勞資糾紛令營運中斷，在招聘及挽留經驗豐富的員工方面亦不曾出現困難。本集團與僱員的關係良好。

Other Information

其他資料

SHARE OPTION SCHEME

The Company's share option scheme (the "Scheme") was adopted pursuant to a resolution passed on 14 December 2001 for the purpose of providing incentives to directors and eligible persons. The Scheme remained in force for a period of 10 years from adoption of such scheme and expired on 13 December 2010.

Under the Scheme, the Company's board of directors could at their discretion grant options to (i) any director, employee or consultant of the Company or a company in which the Company holds an equity interest or a subsidiary of such company ("Affiliate"); or (ii) any discretionary trust whose discretionary objects include any director, employee or consultant of the Company or an Affiliate; or (iii) a company beneficially owned by any director, employee or consultant of the Company or an Affiliate; or (iv) any customer, supplier or adviser as may be determined by the directors of the Company from time to time to subscribe for the shares of the Company.

Options granted must be taken up within 21 days of the date of grant. The maximum number of shares of the Company in respect of which options might be granted under the Scheme were not to exceed 10% of the issued share capital of the Company any point in time. The maximum number of the shares of the Company in respect of which options might be granted to any individual in any 12-month period were not to exceed 1% of the shares of the Company in issue on the last date of such 12-month period unless approval of the shareholders of the Company was obtained in accordance with the Listing Rules.

Options may be exercised during such period (including the minimum period, if any, for which an option must be held before it could be exercised) as may be determined by the directors of the Company (which shall be less than ten years from the date of issue of the relevant option). Options could be granted without initial payment. The exercise price was to equal to the highest of (i) nominal value of the shares of the Company; (ii) the closing price per share as stated in the Stock Exchange's daily quotations sheets on the date of the grant of the options; and (iii) the average closing price per share as stated in the Stock Exchange's daily quotations sheets for the five business days immediately preceding the date of the grant of the options.

購股權計劃

本公司根據一項於2001年12月14日通過之決議案，已採納購股權計劃(「計劃」)，以獎勵董事及合適人士。計劃從採納後10年內有效，並於2010年12月13日屆滿。

根據計劃，本公司董事會可酌情向(i)本集團、本集團擁有股本權益之公司或該公司之附屬公司(「聯屬公司」)之任何董事、僱員或顧問；或(ii)受益人包括本集團或其聯屬公司之任何董事、僱員或顧問之任何全權信託；或(iii)由本集團或其聯屬公司之任何董事、僱員或顧問實益擁有之公司；或(iv)由董事會於不時決定之任何客戶、供應商或顧問授予購股權以認購本公司股份。

獲授予之購股權必須於獲授日起計21天內接納。有關根據計劃所授出之購股權所涉及之股份數目，在任何時候最高不得超過本公司已發行股本之10%。除非根據上市規則獲得本公司股東批准，否則於任何12個月期間授予任何個別人士之購股權之最高股份數目，不得超過於該12個月期間之最後一日已發行股份之1%。

購股權可於董事會釐定之有關期間(該期間將由發行有關購股權起計10年內，並包括購股權可予行使前必須持有之最短期限(如有))內行使。購股權可在毋須作出初期付款之情況下授出，並可按下述三項中之最高者作為行使價格(i)股份之面值；(ii)股份於授出購股權當日聯交所每日報價表所列之每股收市價；及(iii)股份於緊貼授出日期前5個交易日在聯交所之每日報價表所列之平均每股收市價。

SHARE OPTION SCHEME (CONTINUED)

No options were granted by the Company under the Scheme before 23 April 2010.

The following table discloses movements of the Company's share options during the period ended 30 June 2014:

Director	Date of grant	Exercise price HK\$	Exercisable period	Number of share options 購股權數目				Outstanding at 30.06.2014 於2014年 6月30日 尚未行使
				Outstanding at 01.01.2014 於2014年 1月1日 尚未行使	Granted during the period	Exercised during the period	Lapsed/ cancelled during the period	
董事	授出日期	行使價 港元	行使期		期內授出	期內行使	期內到期 ／取消	
Lee Man Yan	23.04.2010	6.69	23.04.2011–22.04.2015	27,500,000	–	–	–	27,500,000
李文恩	23.04.2010	6.69	23.04.2012–22.04.2015	27,500,000	–	–	–	27,500,000
	23.04.2010	6.69	23.04.2013–22.04.2015	27,500,000	–	–	–	27,500,000
Total	總數			82,500,000	–	–	–	82,500,000
Exercisable at 30 June 2014				於2014年6月30日可行使				82,500,000

The options granted on 23 April 2010 may be exercised in accordance with the following terms of the share option scheme as to:

- (i) up to one-third of the options (i.e. options for an aggregate of 27,500,000 shares) will be exercisable from 23 April 2011 to 22 April 2015 (both dates inclusive) if the net Profit after taxation ("Net Profit") for the financial year ended 31 December 2010 equals or exceeds 115% of the Net Profit for the financial year ended 31 December 2009;

購股權計劃(續)

於2010年4月23日以前，本公司並無根據計劃授出購股權。

於2014年6月30日期內本公司購股權變動如下呈列：

Director	Date of grant	Exercise price HK\$	Exercisable period	Number of share options 購股權數目				Outstanding at 30.06.2014 於2014年 6月30日 尚未行使
				Outstanding at 01.01.2014 於2014年 1月1日 尚未行使	Granted during the period	Exercised during the period	Lapsed/ cancelled during the period	
董事	授出日期	行使價 港元	行使期		期內授出	期內行使	期內到期 ／取消	
Lee Man Yan	23.04.2010	6.69	23.04.2011–22.04.2015	27,500,000	–	–	–	27,500,000
李文恩	23.04.2010	6.69	23.04.2012–22.04.2015	27,500,000	–	–	–	27,500,000
	23.04.2010	6.69	23.04.2013–22.04.2015	27,500,000	–	–	–	27,500,000
Total	總數			82,500,000	–	–	–	82,500,000
Exercisable at 30 June 2014				於2014年6月30日可行使				82,500,000

於2010年4月23日授出股權可根據以下購股權計劃之條款行使：

- (i) 如截至2010年12月31日止財政年度之淨利潤相等於或超過截至2009年12月31日止財政年度之淨利潤115%，則最多三分之一的購股權（即累計共27,500,000股購股權）將可於2011年4月23日至2015年4月22日（包括首尾兩天）內行使；

Other Information

其他資料

SHARE OPTION SCHEME (CONTINUED)

- (ii) up to two-thirds of the options (i.e. options for an aggregate of 55,000,000 shares) will be exercisable from 23 April 2012 to 22 April 2015 (both dates inclusive) if the Net Profit for the financial year ending 31 December 2011 equals or exceeds 130% of the Net Profit for the financial year ended 31 December 2009;
- (iii) all of the options (i.e. options for an aggregate of 82,500,000 shares) will be exercisable from 23 April 2013 to 22 April 2015 (both dates inclusive) if the Net Profit for the financial year ending 31 December 2012 equals or exceeds 145% of the Net Profit for the financial year ended 31 December 2009;
- (iv) to the extent any options have not become exercisable by 23 April 2014 (i.e. options for an aggregate of 82,500,000 shares), they will be exercisable from 23 April 2014 to 22 April 2015 (both dates inclusive) if the Net Profit for the financial year ending 31 December 2013 equals or exceeds 160% of the Net Profit for the financial year ended 31 December 2009.

The option shall lapse if the options holder by reason of voluntary resignation or by termination of his employment in accordance with the termination provisions of his contract of employment.

At 30 June 2014, the number of shares in respect of which options had been granted and remained outstanding under the Scheme represented 10% (31.12.2013: 10%) of the issued share capital at that date.

購股權計劃(續)

- (ii) 如截至2011年12月31日止財政年度之淨利潤相等於或超過截至2009年12月31日止財政年度之淨利潤130%，則最多三分之二的購股權(即累計55,000,000股購股權)將可於2012年4月23日至2015年4月22日(包括首尾兩天)內行使；
- (iii) 如截至2012年12月31日止財政年度之淨利潤相等於或超過截至2009年12月31日止財政年度之淨利潤145%，則全部購股權(即累計共82,500,000股購股權)將可於2013年4月23日至2015年4月22日(包括首尾兩天)內行使；
- (iv) 倘若任何購股權(即累計共82,500,000股購股權)直至2014年4月23日並未能獲得行使權，如截至2013年12月31日止財政年度之淨利潤相等於或超過截至2009年12月31日止財政年度之淨利潤160%，則全部購股權將可於2014年4月23日至2015年4月22日(包括首尾兩天)內行使。

倘購股權持有人因自願離職或根據其僱傭合約之終止條文被終止聘用，購股權將失效。

於2014年6月30日，有關已授出購股權的股份數目及在計劃下尚未行使代表10% (31.12.2013：10%)在此日期已發行股本。

SHARE OPTION SCHEME (CONTINUED)**購股權計劃(續)**

The total fair value of the share options granted under the Scheme as at 23 April 2010 is approximately HK\$163,430,000, calculated using the Binomial Model (the "Model"). The inputs into the Model and the estimated fair value of the share options are as follows:

於2010年4月23日所授出購股權之公平值為約163,430,000港元，採用二項式模型釐定（「模型」）。模型的輸入數據及購股權之估計公平值呈列如下：

		Share options with an exercisable period from 購股權之 行使期由 23.04.2011 to 22.04.2015	Share options with an exercisable period from 購股權之 行使期由 23.04.2012 to 22.04.2015	Share options with an exercisable period from 購股權之 行使期由 23.04.2013 to 22.04.2015
Share price at date of grant	於授出日期之股價	HK\$6.69	HK\$6.69	HK\$6.69
Exercise price	行使價	HK\$6.69	HK\$6.69	HK\$6.69
Expected volatility	預期波幅	53.62%	53.62%	53.62%
		per annum 每年	per annum 每年	per annum 每年
Expected life of share options	購股權預期年期	5 years 年	5 years 年	5 years 年
Expected dividend yield	預期股息率	4.75%	4.75%	4.75%
Risk-free rate	無風險年利率	2.03%	2.03%	2.03%
Fair value of share option	購股權之公平值	HK\$1.78	HK\$2.02	HK\$2.15

Fair values of ordinary share were estimated by the directors with reference to the valuation carried out by an independent firm of professional valuers.

普通股之公平值按董事估計並以獨立第三方估值師的估價作參考。

Expected volatility was determined by using the historical volatility of the Company's share price over the previous five years. The expected life used in the Model has been adjusted, based on management's best estimate, for the effects of non transferability, exercise restrictions and behavioural considerations.

預期波幅按本公司過去五年公司股價之歷史波幅釐定。模型所採用預期年期已就不可轉讓、行使限制及行為考慮之影響按管理層最佳估計調整。

The risk free interest rate was estimated based on the yield of 5-year exchange fund note issued by the Hong Kong Monetary Authority as of the grant date.

無風險利率乃按香港金融管理局之五年期外匯基金債券率於授出日期估計。

The variables and assumptions used in computing the fair value of the share options are based on the directors' best estimate. The value of an option varies with different variables of certain subjective assumptions.

用作計算購股權之公平值的變數及假設乃董事的最佳估計。購股權價值由主觀假設之不同變數而變更。

No share option expense was recognised in the condensed consolidated statement of profit or loss and other comprehensive income for the six months ended 30 June 2014.

於截至2014年6月30日止六個月之簡明綜合損益及其他全面收益表中沒有購股權支出確認入賬。

Other Information

其他資料

ARRANGEMENTS TO PURCHASE SHARES OR DEBENTURES

Other than disclosed in the "Share Option Scheme" above, at no time during the period was the Company, its holding company, or any of its subsidiaries and fellow subsidiaries, a party to any arrangements to enable the directors of the Company to acquire benefits by means of the acquisition of shares in, or debentures of, the Company or any other body corporate.

DIRECTORS' INTERESTS IN SHARES, UNDERLYING SHARES AND DEBENTURES

As at 30 June 2014, the interests and short positions of the directors and chief executives of the Company and their associates in the shares, underlying shares and debentures of the Company or its associated corporations (within the meaning of Part XV of the Securities and Futures Ordinance (the "SFO")) which have been notified to the Company and the Stock Exchange pursuant to Divisions 7 and 8 of Part XV of the SFO, or which were recorded in the register required to be kept pursuant to Section 352 of the SFO, or as otherwise notified to the Company and the Stock Exchange pursuant to the Model Code for Securities Transactions by Directors of Listed Companies (the "Model Code") of the Listing Rules, were as follows:

(a) Long positions in shares of the Company

Ordinary shares of HK\$0.1 each of the Company

Name of director	Capacity	Number of issued ordinary shares held	Percentage of the issued share capital of the Company
董事姓名	身份	所持已發行普通股份數目	佔本公司已發行股本百分比
Mr. Lee Man Yan 李文恩先生	Held by controlled corporation 由受控法團持有	618,750,000 (Note) (附註)	75%

Note: These shares are held by Fortune Star Tradings Ltd. ("Fortune Star").

購買股份或債券之安排

除上文「購股權計劃」所披露，本公司、其控股公司、或其任何附屬公司於本期間任何時間內，概無參與任何安排，使本公司董事籍購入本公司或任何其他法人團體之股份或債券而獲得利益。

董事於股份、相關股份及債權證中之權益

於2014年6月30日，本公司董事及最高行政人員及彼等之聯繫人於本公司或其相聯法團（定義見證券及期貨條例第XV部）之股份、相關股份及債權證中，擁有根據證券及期貨條例第XV部第7及8分部已知會本公司及聯交所、或已記錄於根據證券及期貨條例第352條須存置之登記冊、或已根據上市規則之上市公司董事進行證券交易之標準守則（「標準守則」）知會本公司及聯交所之權益及淡倉如下：

(a) 於本公司股份之好倉

本公司每股0.1港元之普通股

附註：上述股份乃由 Fortune Star Tradings Ltd. (「Fortune Star」) 持有。

DIRECTORS' INTERESTS IN SHARES, UNDERLYING SHARES AND DEBENTURES (CONTINUED)

董事於股份、相關股份及債權證中之權益 (續)

(b) Directors' interests in the share options**(b) 董事於購股權之權益**

Name of director	Capacity	Number of ordinary shares subject to options granted	Percentage of the issued share capital of the Company
董事姓名	身份	授出的購股權所涉及的普通股數目	佔本公司已發行股本百分比
Mr. Lee Man Yan 李文恩先生	Beneficial owner 實益擁有人	82,500,000	10%

(c) Long positions in shares of the associated corporations of the Company**(c) 於本公司相聯法團之股份好倉**

Name of director	Capacity	Name of associated company	Number of issued ordinary shares held	Percentage of the Issued shares of the associated company
董事姓名	身份	相聯法團名稱	所持已發行普通股數目	佔相聯法團已發行股份之百分比
Mr. Lee Man Yan 李文恩先生	Beneficial owner 實益擁有人	Fortune Star	45 (Note) (附註)	45%

Note: As Fortune Star owns more than 50% of the Company, Fortune Star is an associated corporation of the Company under the SFO. The entire issued share capital of Fortune Star is owned by Mr. Lee Man Yan, a Director, as to 45% and Mr. Lee Wan Keung as to the remaining 55%. Ms. Wai Siu Kee is a director of Fortune Star.

附註：由於Fortune Star 擁有本公司50%以上權益，根據證券及期貨條例，Fortune Star 為本公司之相聯法團。Fortune Star 之全部已發行股本由董事李文恩先生持有45%及李運強先生持有餘下之55%，衛少琦女士為Fortune Star之董事。

Other than disclosed above, as at 30 June 2014, none of the directors or the chief executives, or any of their associates, had any interests or short positions in any shares, underlying shares or debentures of the Company or any of its associated corporations which had to be notified to the Company and the Stock Exchange pursuant to Divisions 7 and 8 of Part XV of the SFO, or which were required, pursuant to Section 352 of the SFO, to be entered in the register referred to therein or which were required, pursuant to the Model Code, to be notified to the Company and the Stock Exchange.

除上文所披露，於2014年6月30日，本公司董事或最高行政人員於本公司或其任何相聯法團之股份、相關股份及債權證中，概無擁有根據證券及期貨條例第XV部第7及8分部須知會本公司及聯交所、或根據證券及期貨條例第352條須記錄於該條例所指之登記冊、或根據標準守則須知會本公司及聯交所之任何權益或淡倉。

Other Information

其他資料

SUBSTANTIAL SHAREHOLDERS

As at 30 June 2014, shareholders (other than directors and chief executives of the Company) who had interests and short positions in the shares and underlying shares of the Company which have been disclosed to the Company under the provisions of Divisions 2 and 3 of Part XV of the SFO, or which were recorded in the register required to be kept by the Company under Section 336 of the SFO were as follows:

Long positions

Ordinary shares of HK\$0.1 each of the Company

Name of director	Capacity	Number of issued ordinary shares held	Percentage of the issued share capital of the Company
董事姓名	身份	所持已發行普通股份數目	佔本公司已發行股本百分比
Fortune Star	Beneficial owner 實益擁有人	618,750,000	75.00%

Other than disclosed above, as at 30 June 2014, the Company has not been notified by any person (other than directors or chief executives of the Company) who had an interests or short positions in the shares or underlying shares of the Company which would fall to be disclosed to the Company under the provisions of Division 2 and 3 of Part XV of the SFO, or which were recorded in the register required to be kept by the Company under Section 336 of the SFO.

PURCHASE, SALE OR REDEMPTION OF THE COMPANY'S LISTED SECURITIES

Neither the Company nor any of its subsidiaries purchased, sold or redeemed any of the Company's listed securities during the six months ended 30 June 2014.

MODEL CODE FOR SECURITIES TRANSACTIONS

The Company has adopted the Model Code as a code of conduct regarding directors' securities transactions. All the members of the Board have confirmed, following specific enquiry by the Company that they have complied with the required standard as set out in the Model Code throughout the six months ended 30 June 2014.

主要股東

於2014年6月30日，股東（本公司董事或最高行政人員除外）於本公司之股份及相關股份中，擁有已根據證券及期貨條例第XV部第2及3分部向本公司披露、或已記錄於根據證券及期貨條例第336條須由本公司存置之登記冊之權益及淡倉如下：

好倉

本公司每股0.1港元之普通股

Number of issued ordinary shares held	Percentage of the issued share capital of the Company
所持已發行普通股份數目	佔本公司已發行股本百分比
618,750,000	75.00%

除上文所披露，於2014年6月30日，概無任何人士（本公司董事或最高行政人員除外）通知本公司，指其在本公司之股份或相關股份中，擁有任何根據證券及期貨條例第XV部第2及3分部須向本公司披露、或已記錄於根據證券及期貨條例第336條須由本公司存置之登記冊之權益及淡倉。

購買、出售或贖回本公司之上市證券

截至2014年6月30日止6個月內，本公司或其任何附屬公司概無購買、出售或贖回本公司之上市證券。

證券交易之標準守則

本公司已採納標準守則作為董事進行證券交易之行為守則。本公司經向所有董事作出具體查詢後，全體董事皆確認截至2014年6月30日止6個月內均遵守標準守則所載之規定標準。



CORPORATE GOVERNANCE

The Company has complied with the Corporate Governance Code and Corporate Governance Report (the “Code”) as set out in Appendix 14 of the Listing Rules throughout the six months ended 30 June 2014 except where stated and explained below.

COMPLIANCE WITH THE CODE ON CORPORATE GOVERNANCE PRACTICES

The Group has an Executive Chairman. No individual has been appointed as a chief executive officer. The Executive Chairman with the assistance of the Group’s senior management team oversees and manages the Group’s business. Other functions normally undertaken by a chief executive officer of a company are delegated to members of the Group’s senior management team. This structure deviates from the code provision of Code that requires the roles of the chairman and the chief executive officer to be separate and not performed by the same individual. The Directors has considered this matter carefully and decided not to adopt the provision. The Directors believe that the current management structure has been effective in facilitating the operation and development of the Group and its business for a considerable period of time and that the necessary checks and balances consistent with sound corporate governance practices are in place. Accordingly, the Directors do not envisage the Group should change its current management structure. However, the Directors will review the management structure from time to time to ensure it continues to meet these objectives.

AUDIT COMMITTEE

The Audit Committee of the Company comprised of three independent non-executive directors namely, Mr. Wong Kai Tung, Tony, Mr. Wan Chi Keung, Aaron BBS JP and Mr. Heng Víctor Ja Wei.

The Audit Committee has reviewed with management the accounting principles and practices adopted by the Group and discussed internal control and financial reporting matters including the review of the Group’s unaudited interim results for the six months ended 30 June 2014.

企業管治

除下文所述者外，本公司於截至2014年6月30日止6個月內一直遵守上市規則附錄14所載之企業管治常規守則(「守則」)。

遵守企業管治常規守則

本集團設有一位執行主席。並無任何人士獲委任為行政總裁。執行主席在本集團高級管理層協助下監督管理本集團之業務。其他一般由行政總裁處理之職務則由本集團高級管理層負責。守則之條文規定主席及行政總裁之職務需要清楚劃分，且不可由同一人擔任，而本集團之管理架構與此有所偏離。董事會已仔細考慮有關事宜，並決定不採納有關條文。董事會相信現行管理架構在過往一直有效地推動本集團及其業務之營運及發展，並已建立符合完善企業管治常規所需之審查及制衡機制。因此，董事會並不認為本集團應改變現有管理架構。然而，董事會將不時檢討管理架構，以確保其持續達致有關目標。

審核委員會

本公司之審核委員會由3位獨立非執行董事王啟東先生、尹志強先生BBS太平紳士及邢家維先生組成。

審核委員會已與本集團之管理層檢討本集團所採納之會計原則及慣例，並已就內部監控及財務申報等事宜進行討論，其中包括審閱本集團截至2014年6月30日止6個月的未經審核中期業績。

Other Information

其他資料

REMUNERATION COMMITTEE

To comply with the Code, a remuneration committee had been established with specific written terms of reference which deal clearly with its authority and duties. The members of the remuneration committee comprises Mr. Wong Kai Tung, Tony, Mr. Wan Chi Keung, Aaron BBS JP and Mr. Heng Victor Ja Wei. All members of the remuneration committee are independent non-executive directors.

NOMINATION COMMITTEE

To comply with the Code, a nomination committee had been established with specific written terms of reference which deal clearly with its authority and duties. The members of nomination committee comprises Ms. Wai Siu Kee (chairman), Mr. Wong Kai Tung, Tony, Mr. Wan Chi Keung, Aaron BBS JP, and Mr. Heng Victor Ja Wei, of which three members are independent non-executive directors.

On behalf of the Board

Wai Siu Kee

Chairman

Hong Kong, 31 July 2014

薪酬委員會

為符合守則，本公司已成立薪酬委員會，並以書面清楚說明委員會的權限及職責。薪酬委員會成員包括王啟東先生、尹志強先生BBS太平紳士、邢家維先生。全部均為獨立非執行董事。

提名委員會

為符合守則，本公司已成立提名委員會，並以書面清楚說明委員會的權限及職責。提名委員會成員包括衛少琦女士(主席)、王啟東先生、尹志強先生BBS太平紳士、邢家維先生。其中三位成員為獨立非執行董事。

代表董事會

主席

衛少琦

香港，2014年7月31日

LEE & MAN CHEMICAL COMPANY LIMITED

8th Floor, Liven House

61-63 King Yip Street

Kwun Tong, Kowloon, Hong Kong

Tel: (852) 2319 9888 Fax: (852) 2319 9333

理文化工有限公司

香港九龍觀塘敬業街61-63號利維大廈8樓

電話：(852) 2319 9888 傳真：(852) 2319 9333